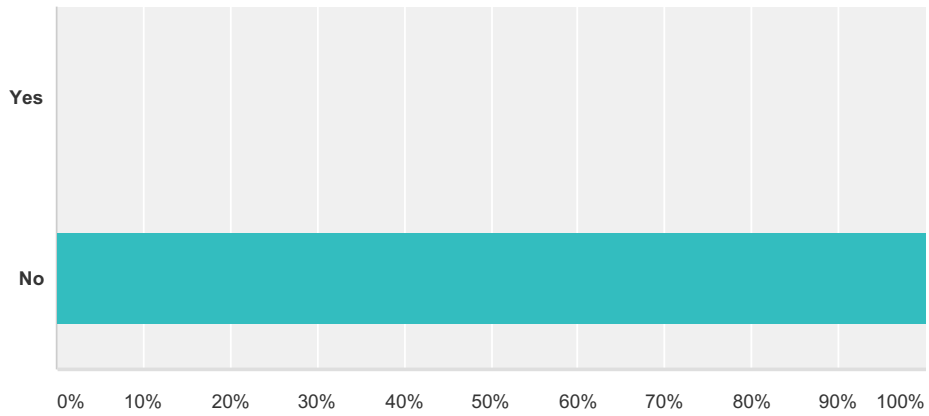


### Q1 My child has special educational needs or disabilities (or both)

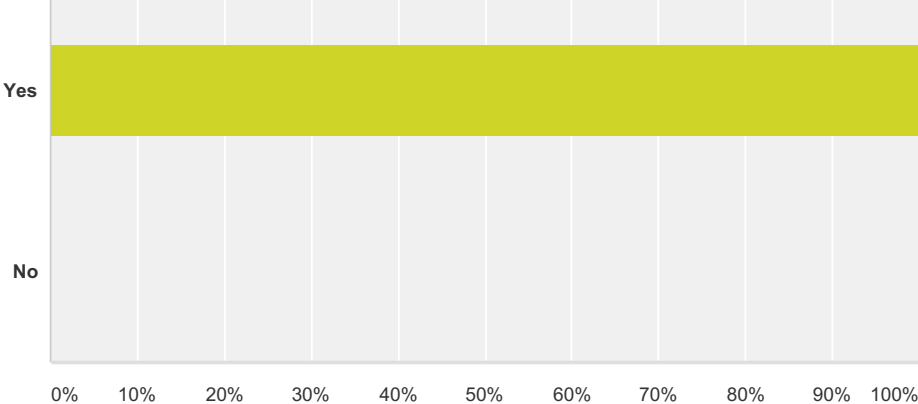
Answered: 4 Skipped: 34



Answer Choices	Responses
Yes	0.00% 0
No	100.00% 4
<b>Total</b>	<b>4</b>

### Q2 My child enjoys school

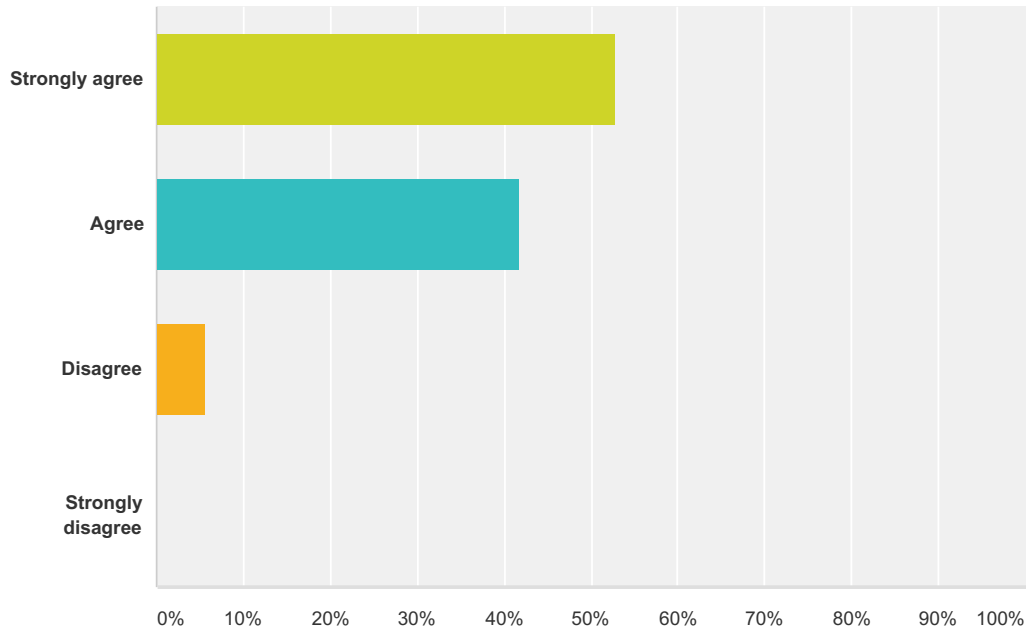
Answered: 38 Skipped: 0



Answer Choices	Responses
Yes	100.00% 38
No	0.00% 0
<b>Total</b>	<b>38</b>

### Q3 The school keeps my child safe

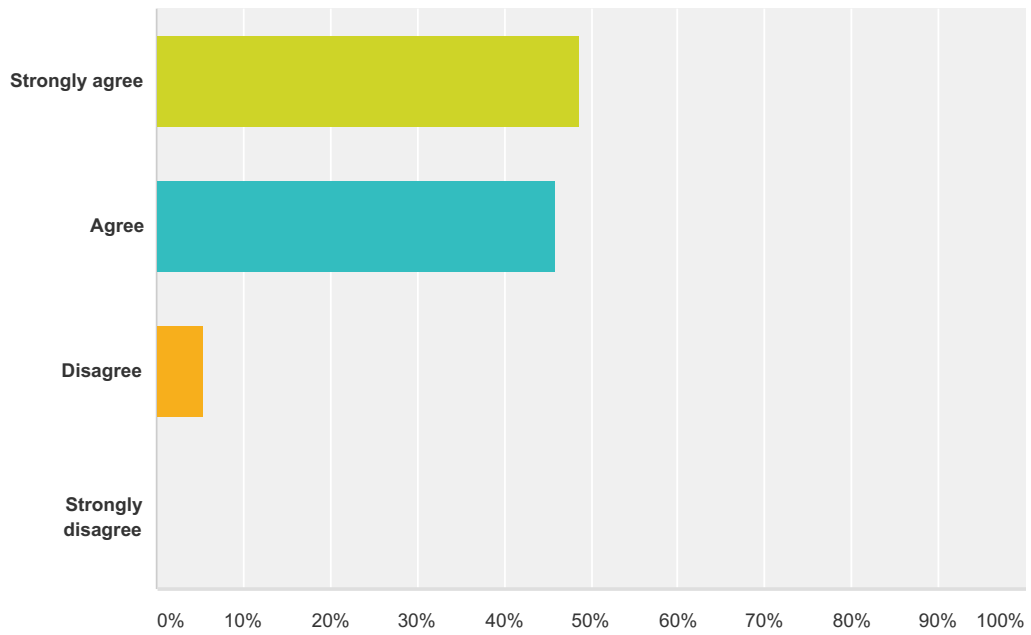
Answered: 36 Skipped: 2



Answer Choices	Responses	
Strongly agree	52.78%	19
Agree	41.67%	15
Disagree	5.56%	2
Strongly disagree	0.00%	0
<b>Total</b>		<b>36</b>

### Q4 The school informs me about my child's progress

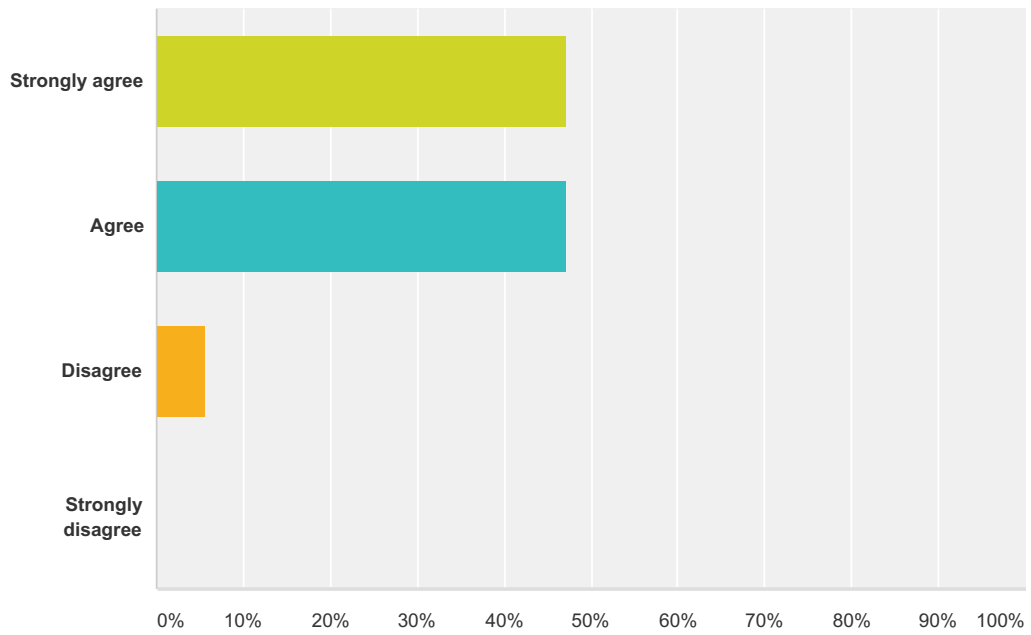
Answered: 37 Skipped: 1



Answer Choices	Responses	
Strongly agree	48.65%	18
Agree	45.95%	17
Disagree	5.41%	2
Strongly disagree	0.00%	0
<b>Total</b>		<b>37</b>

### Q5 My child is making enough progress at this school

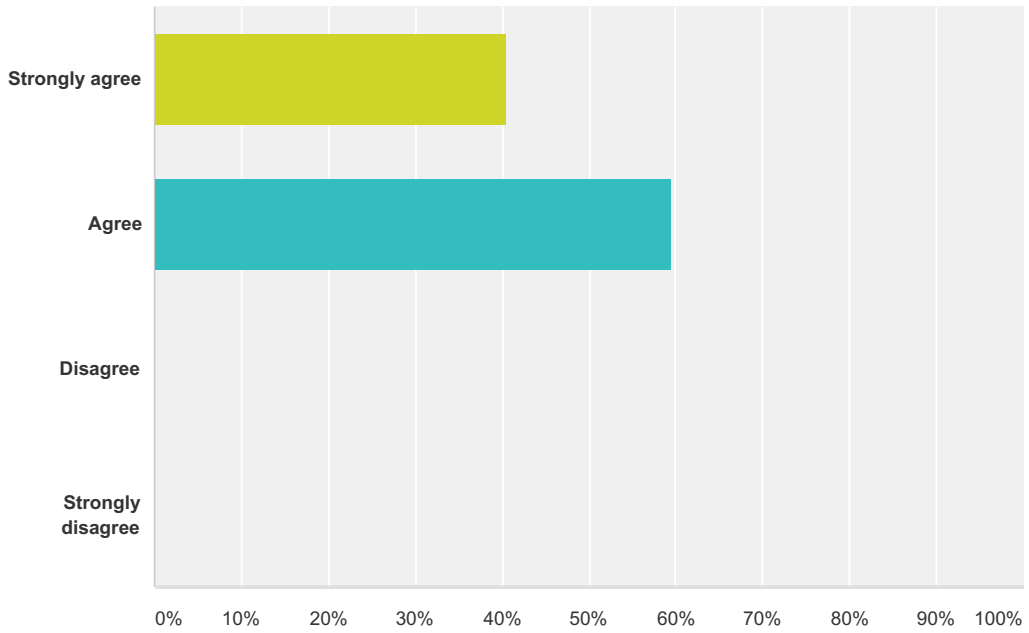
Answered: 36 Skipped: 2



Answer Choices	Responses
Strongly agree	47.22% 17
Agree	47.22% 17
Disagree	5.56% 2
Strongly disagree	0.00% 0
<b>Total</b>	<b>36</b>

### Q6 The teaching is good at this school

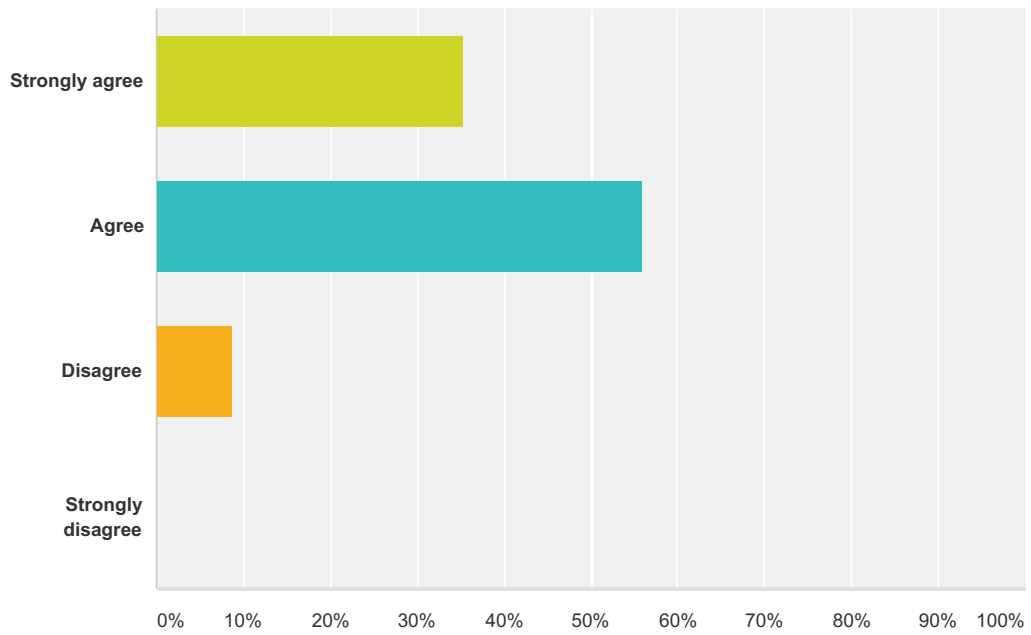
Answered: 37 Skipped: 1



Answer Choices	Responses	
Strongly agree	40.54%	15
Agree	59.46%	22
Disagree	0.00%	0
Strongly disagree	0.00%	0
<b>Total</b>		<b>37</b>

### Q7 The school helps me to support my child's learning

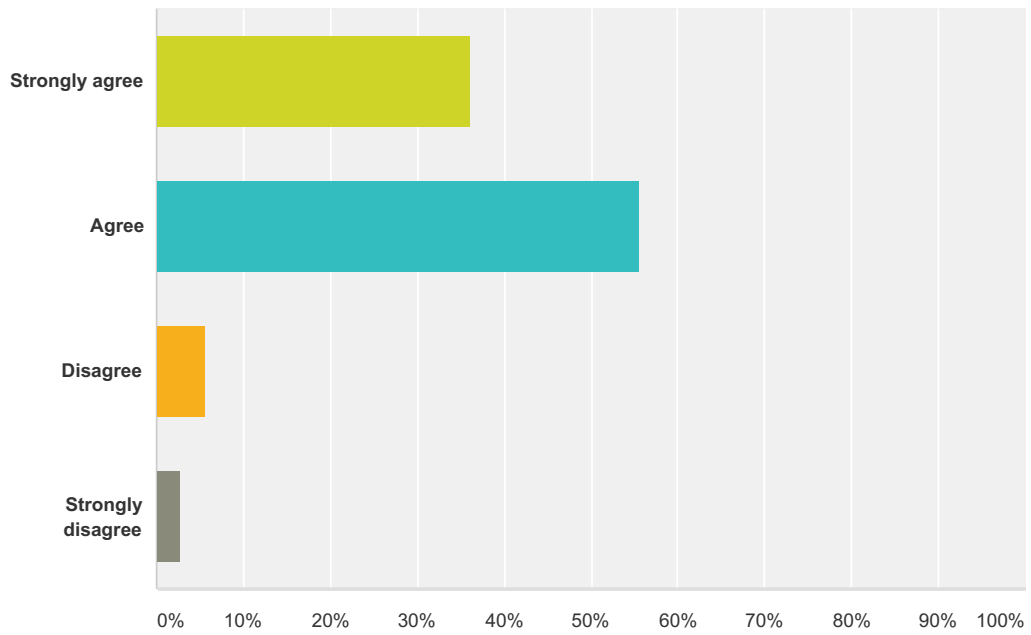
Answered: 34 Skipped: 4



Answer Choices	Responses	
Strongly agree	35.29%	12
Agree	55.88%	19
Disagree	8.82%	3
Strongly disagree	0.00%	0
<b>Total</b>		<b>34</b>

### Q8 The school helps my child to have a healthy lifestyle

Answered: 36 Skipped: 2

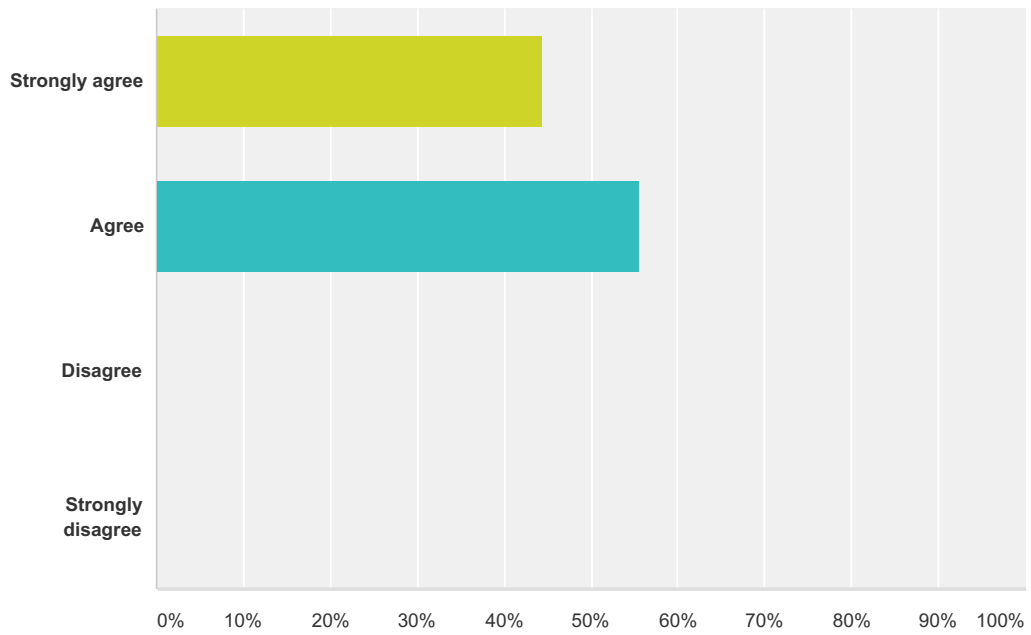


Answer Choices	Responses	
Strongly agree	36.11%	13
Agree	55.56%	20
Disagree	5.56%	2
Strongly disagree	2.78%	1
<b>Total</b>		<b>36</b>



### Q9 The school meets my child's particular needs

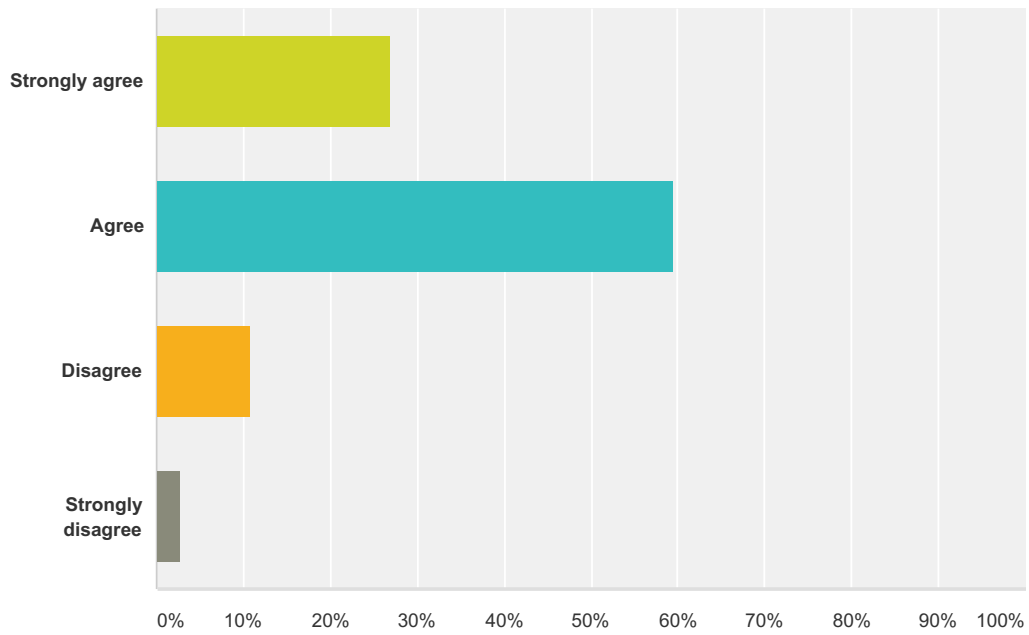
Answered: 36 Skipped: 2



Answer Choices	Responses	
Strongly agree	44.44%	16
Agree	55.56%	20
Disagree	0.00%	0
Strongly disagree	0.00%	0
<b>Total</b>		<b>36</b>

### Q10 The school deals effectively with unacceptable behaviour

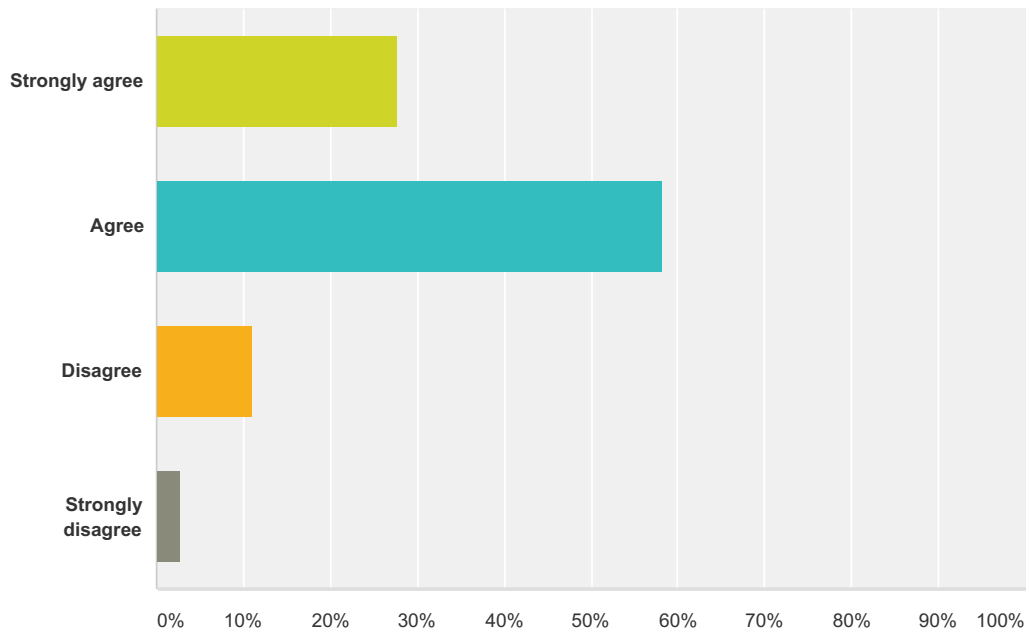
Answered: 37 Skipped: 1



Answer Choices	Responses	
Strongly agree	27.03%	10
Agree	59.46%	22
Disagree	10.81%	4
Strongly disagree	2.70%	1
<b>Total</b>		<b>37</b>

### Q11 The school takes account of my suggestions and concerns

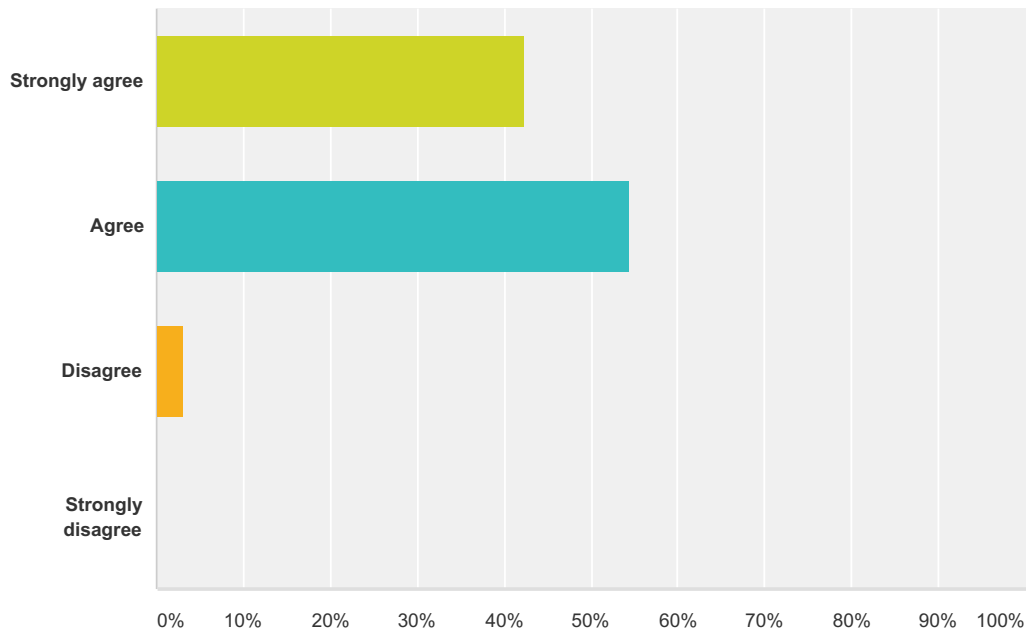
Answered: 36 Skipped: 2



Answer Choices	Responses	
Strongly agree	27.78%	10
Agree	58.33%	21
Disagree	11.11%	4
Strongly disagree	2.78%	1
<b>Total</b>		<b>36</b>

### Q12 The school is led and managed effectively

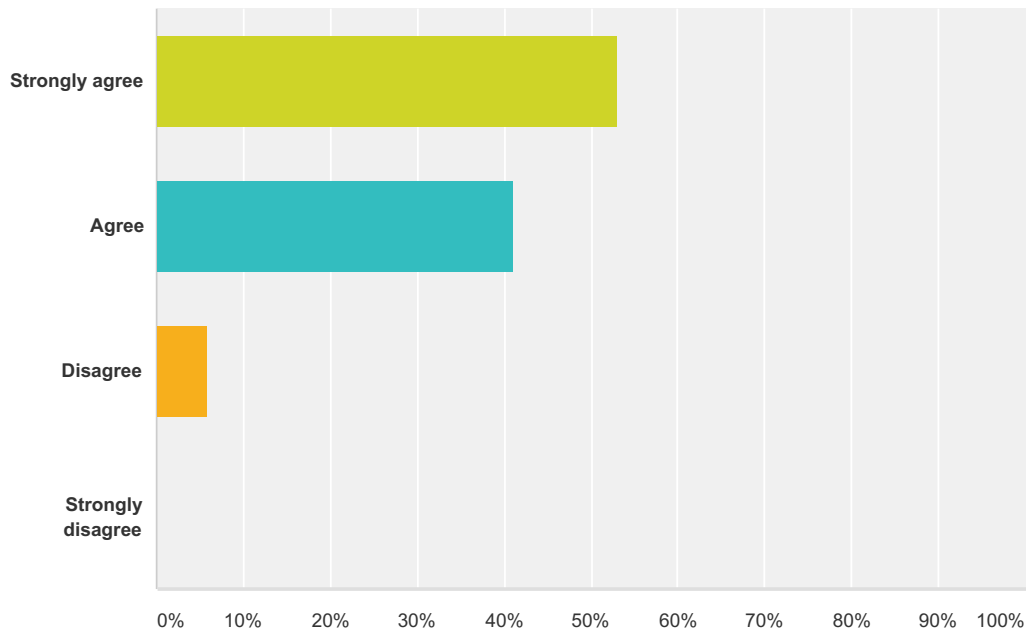
Answered: 33 Skipped: 5



Answer Choices	Responses
Strongly agree	42.42% 14
Agree	54.55% 18
Disagree	3.03% 1
Strongly disagree	0.00% 0
<b>Total</b>	<b>33</b>

### Q13 Overall, I am happy with my child's experience at this school

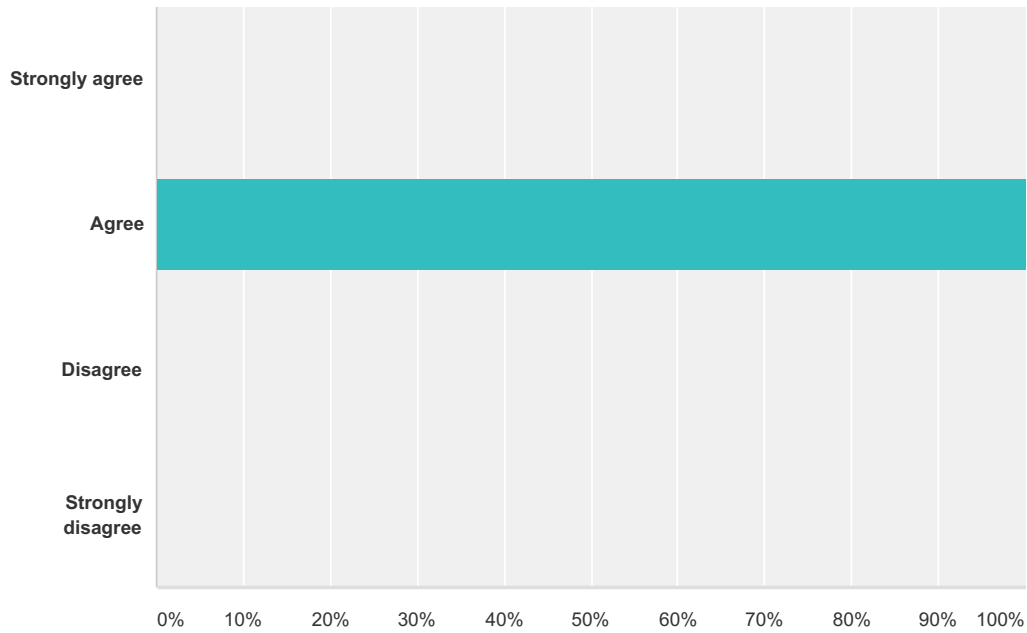
Answered: 34 Skipped: 4



Answer Choices	Responses	
Strongly agree	52.94%	18
Agree	41.18%	14
Disagree	5.88%	2
Strongly disagree	0.00%	0
<b>Total</b>		<b>34</b>

**Q14 If you want to explain any of your answers or if there is anything else you want the inspection team to know, please tell us here. If you have concerns about child protection, we would advise you to contact your local authority designated officer in children's services. If you mention a child protection issue here, please include your name.**

Answered: 1 Skipped: 37



Answer Choices	Responses
Strongly agree	0.00% 0
Agree	100.00% 1
Disagree	0.00% 0
Strongly disagree	0.00% 0
<b>Total</b>	<b>1</b>

**Q15 If you want to make any comments or suggestions please give details**

Answered: 8 Skipped: 30